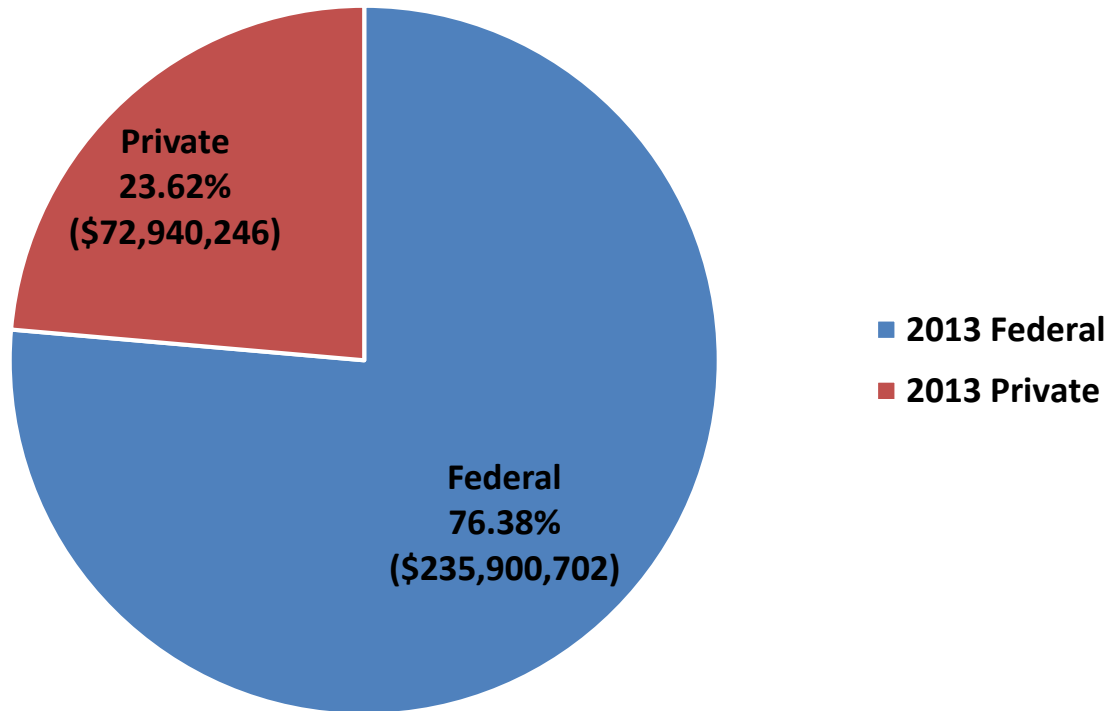
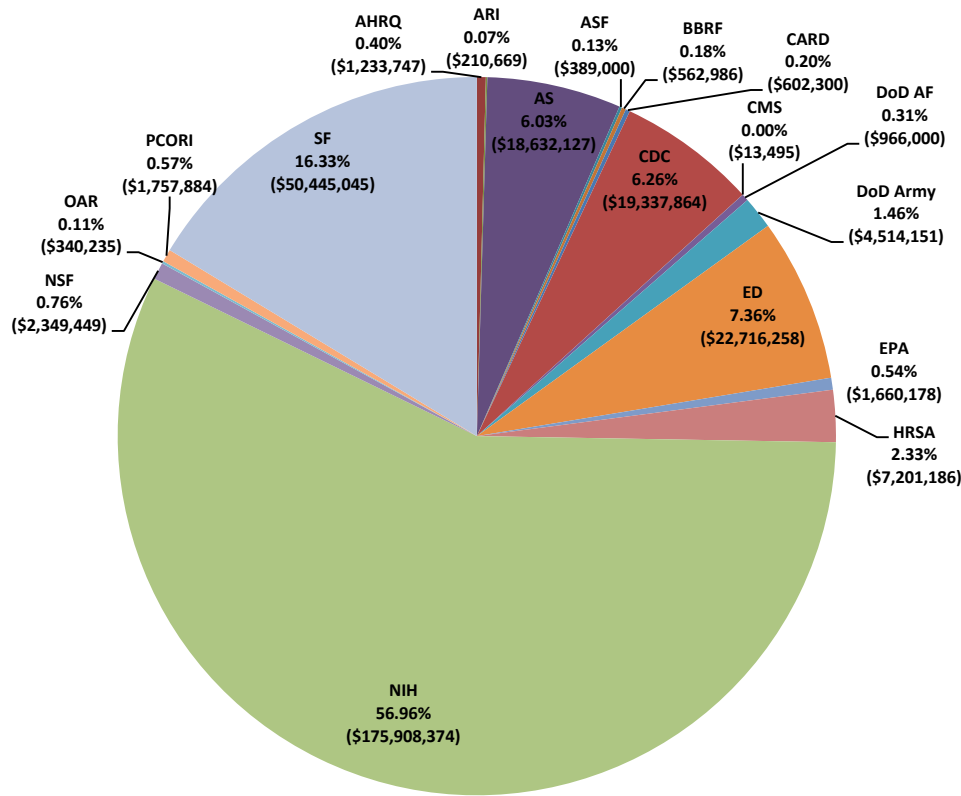


2013 Federal vs. Private Autism Research Funding



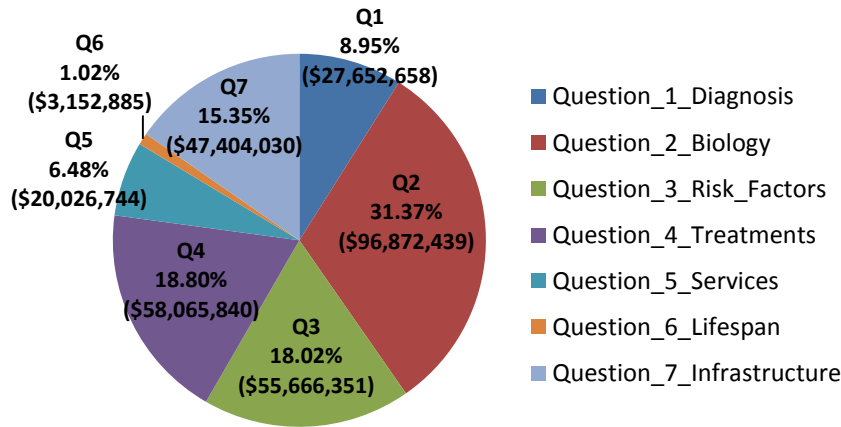
Source	2013 Funding	2013 Project Count	Percentage of 2013 Funding
Federal	\$ 235,900,702.00	688	76.38%
Private	\$ 72,940,245.58	603	23.62%
TOTAL	\$ 308,840,947.58	1291	100.00%

Percentage of 2013 Funding by Agency/Organization

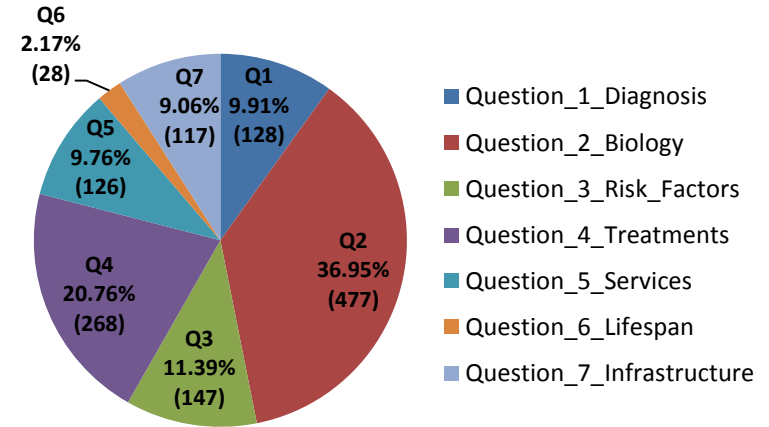


Federal or Private Funder	2013 Funding	Percentage of 2013 Funding
Administration for Children and Families (ACF)	\$ -	0.00%
Agency for Healthcare Research and Quality (AHRQ)	\$ 1,233,747.00	0.40%
Autism Research Institute (ARI)	\$ 210,669.00	0.07%
Autism Speaks (AS)	\$ 18,632,126.56	6.03%
Autism Science Foundation (ASF)	\$ 389,000.00	0.13%
Brain and Behavior Research Foundation (BBRF)	\$ 562,985.95	0.18%
Center for Autism and Related Disorders (CARD)	\$ 602,300.00	0.20%
Centers for Disease Control and Prevention (CDC)	\$ 19,337,864.00	6.26%
Centers for Medicare and Medicaid Services (CMS)	\$ 13,495.00	0.00%
Department of Defense – Air Force (DoD AF)	\$ 966,000.00	0.31%
Department of Defense – Army (DoD Army)	\$ 4,514,151.00	1.46%
Department of Education (ED)	\$ 22,716,258.00	7.36%
Environmental Protection Agency (EPA)	\$ 1,660,178.00	0.54%
Health Resources and Services Administration (HRSA)	\$ 7,201,186.00	2.33%
National Institutes of Health (NIH)	\$ 175,908,374.00	56.96%
National Science Foundation (NSF)	\$ 2,349,449.00	0.76%
Organization for Autism Research (OAR)	\$ 340,235.26	0.11%
Patient-Centered Outcomes Research Institute (PCORI)	\$ 1,757,884.04	0.57%
Simons Foundation (SF)	\$ 50,445,044.77	16.33%
TOTAL	\$ 308,840,947.58	100.00%

Percentage of 2013 Funding

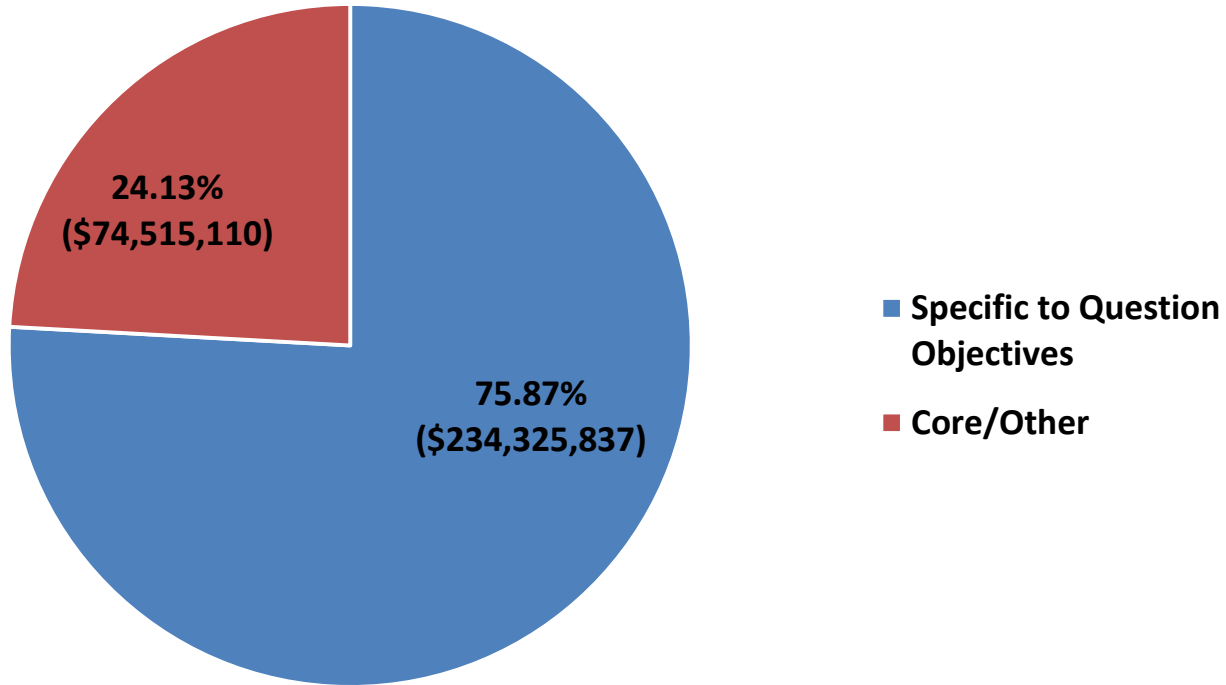


Percentage of 2013 Project Count



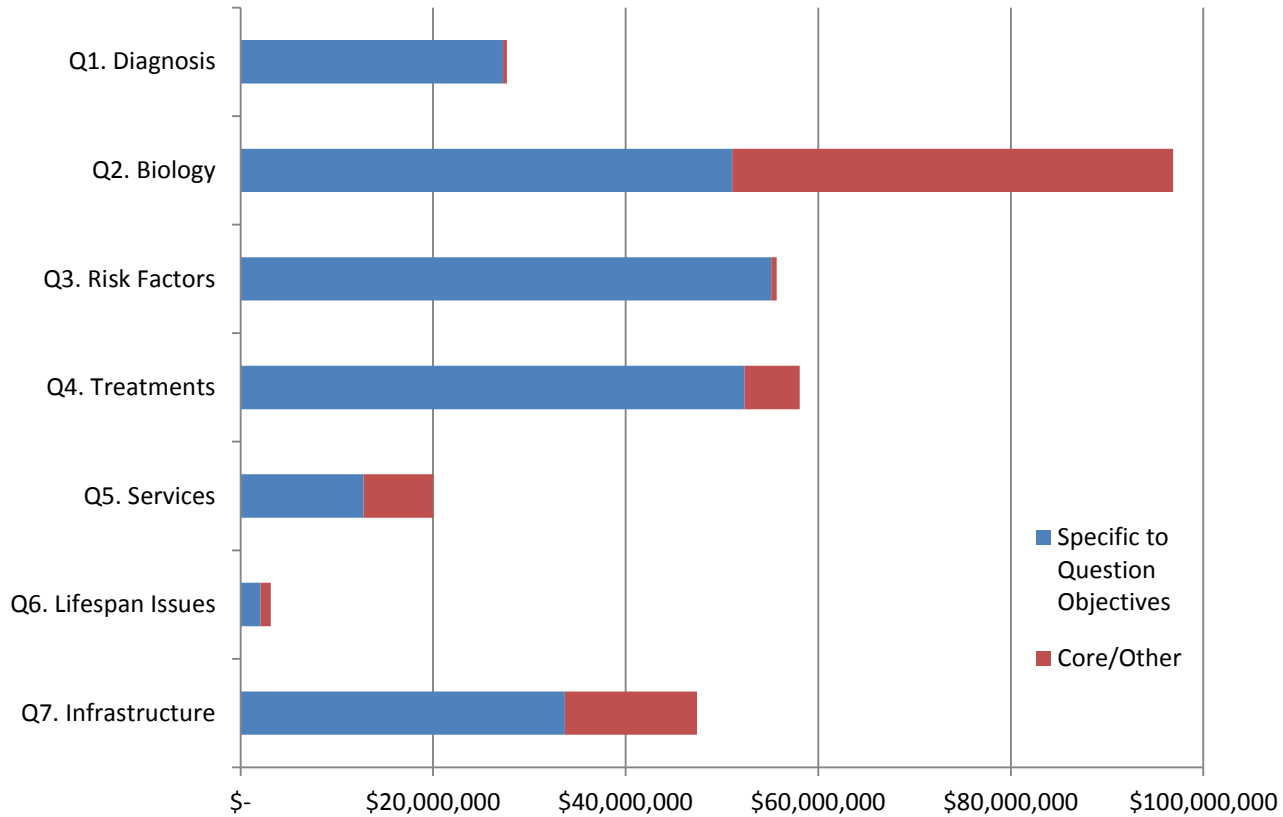
Strategic Plan Question	2013 Funding	Percentage of 2013 Funding	2013 Project Count	Percentage of 2013 Project Count
Question 1: Diagnosis	\$ 27,652,658.19	8.95%	128	9.91%
Question 2: Biology	\$ 96,872,439.13	31.37%	477	36.95%
Question 3: Risk Factors	\$ 55,666,350.95	18.02%	147	11.39%
Question 4: Treatments	\$ 58,065,840.36	18.80%	268	20.76%
Question 5: Services	\$ 20,026,744.18	6.48%	126	9.76%
Question 6: Lifespan	\$ 3,152,885.02	1.02%	28	2.17%
Question 7: Infrastructure	\$ 47,404,029.75	15.35%	117	9.06%
TOTAL	\$ 308,840,947.58	100.00%	1291	100.00%

2013 Funding: Alignment with *IACC Strategic Plan Objectives*



	2013 Funding	Percentage of 2013 Funding
Specific to Question Objectives	\$ 234,325,837.18	75.87%
Core/Other	\$ 74,515,110.40	24.13%
TOTAL	\$ 308,840,947.58	100.00%

2013 Funding: Alignment with *IACC Strategic Plan Objectives* by Question



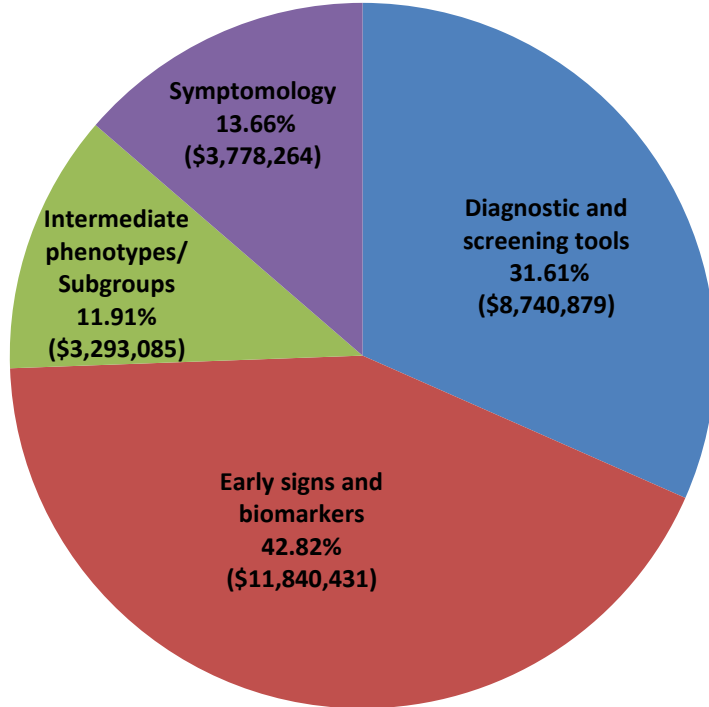
	Q1. Diagnosis	Q2. Biology	Q3. Risk Factors	Q4. Treatments	Q5. Services	Q6. Lifespan Issues	Q7. Infrastructure
Specific to Question Objectives	\$ 27,262,721.19	\$ 51,072,288.33	\$ 55,128,524.95	\$ 52,351,118.36	\$ 12,776,635.18	\$ 2,062,646.42	\$ 33,671,902.75
Core/Other	\$ 389,937.00	\$ 45,800,150.80	\$ 537,826.00	\$ 5,714,722.00	\$ 7,250,109.00	\$ 1,090,238.60	\$ 13,732,127.00
Core/Other (%)	1.41%	47.28%	0.97%	9.84%	36.20%	34.58%	28.97%

Question 1: Diagnosis

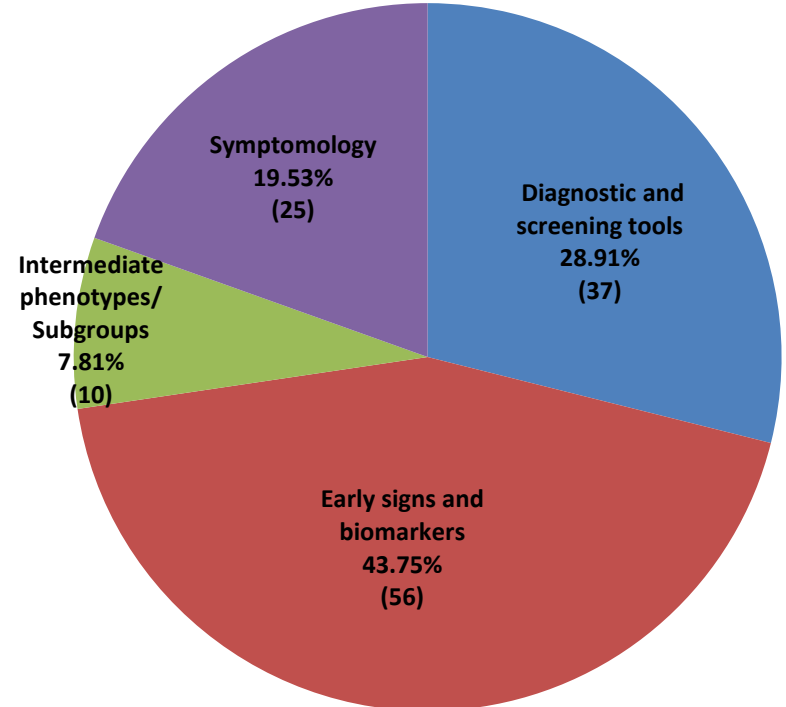
	2013 Funding*	2013 Project Count	Percentage of 2013 Question Funding
Question_1_Diagnosis	\$ 27,652,658.19	128	100.00%
1SA. Develop, with existing tools, at least one efficient diagnostic instrument (e.g., briefer, less time intensive) that is valid in diverse populations for use in large-scale studies by 2011. IACC Recommended Budget: \$5,300,000 over 2 years.	\$ 3,200,651.80	10	11.57%
1SB. Validate and improve the sensitivity and specificity of new or existing screening and diagnostic tools, including comparative studies of general developmental screening versus autism-specific screening tools, in both high-risk and population-based samples, including those from resource-poor international settings and those that are diverse in terms of age, socio-economic status, race, ethnicity, gender, characteristics of ASD, and general level of functioning by 2012. IACC Recommended Budget: \$5,400,000 over 3 years.	\$ 3,634,193.24	20	13.14%
1SC. Conduct at least three studies to identify reasons for the health disparities in accessing early screening and diagnosis services, including identification of barriers to implementation of and access to screening, diagnosis, referral, and early intervention services among diverse populations, as defined by socioeconomic status, race, ethnicity, and gender of the child, by 2012. IACC Recommended Budget: \$2,000,000 over 2 years.	\$ 1,038,848.00	5	3.76%
1SD. Conduct at least two studies to understand the impact of early diagnosis on choice of intervention and outcomes by 2015. IACC Recommended Budget: \$6,000,000 over 5 years.	\$ -	0	0.00%
1SE. Conduct at least one study to determine the positive predictive value and clinical utility (e.g., prediction of co-occurring conditions, family planning) of chromosomal microarray genetic testing for detecting genetic diagnoses for ASD in a clinical setting by 2012. IACC Recommended Budget: \$9,600,000 over 5 years.	\$ 983,936.00	3	3.56%
1SF. Convene a workshop to examine the ethical, legal, and social implications of ASD research by 2011. The workshop should define possible approaches for conducting future studies of ethical, legal, and social implications of ASD research, taking into consideration how these types of issues have been approached in related medical conditions. IACC Recommended Budget: \$35,000 over 1 year. (This objective was fulfilled in 2011.)	\$ -	0	0.00%
1LA. Identify behavioral and biological markers that separately, or in combination, accurately identify, before age 2, one or more subtypes of children at risk for developing ASD, and evaluate whether these risk markers or profiles can improve early identification through heightened developmental monitoring and screening by 2014. IACC Recommended Budget: \$33,300,000 over 5 years.	\$ 9,357,850.65	37	33.84%
1LB. Develop at least five measures of behavioral and/or biological heterogeneity in children or adults with ASD, beyond variation in intellectual disability, that clearly relate to etiology and risk, treatment response and/or outcome by 2015. IACC Recommended Budget: \$71,100,000 over 5 years.	\$ 7,822,254.50	38	28.29%
1LC. Identify and develop measures to assess at least three "continuous dimensions" (e.g., social reciprocity, communication disorders, and repetitive/restrictive behaviors) of ASD symptoms and severity that can be used by practitioners and/or families to assess response to intervention for people with ASD across the lifespan by 2016. IACC Recommended Budget: \$18,500,000 over 5 years.	\$ 1,224,987.00	7	4.43%
1O. Not specific to Question 1 objectives	\$ 389,937.00	8	1.41%

*Any objective colored **green** has funding which is greater than or equal to the recommended funding for the year (determined by annualizing the recommended budget associated with that objective); any objective colored **yellow** has active projects, but with funding that totals less than the annualized recommended amount, while any objective colored **red** has no active projects and received no funding in 2013. Objectives whose overarching aim (e.g., the ultimate goal of the research) was achieved in a previous year are colored **pale green**.

Question 1 – Percentage of 2013 Funding by Subcategory



Question 1 – Percentage of 2013 Project Count by Subcategory



Question 1: Screening and Diagnosis	2013 Funding	Percentage of 2013 Funding	2013 Project Count	Percentage of 2013 Project Count
Diagnostic and screening tools	\$ 8,740,879.04	31.61%	37	28.91%
Early signs and biomarkers	\$ 11,840,430.65	42.82%	56	43.75%
Intermediate phenotypes/Subgroups	\$ 3,293,085.00	11.91%	10	7.81%
Symptomology	\$ 3,778,263.50	13.66%	25	19.53%
TOTAL	\$ 27,652,658.19	100.00%	128	100.00%