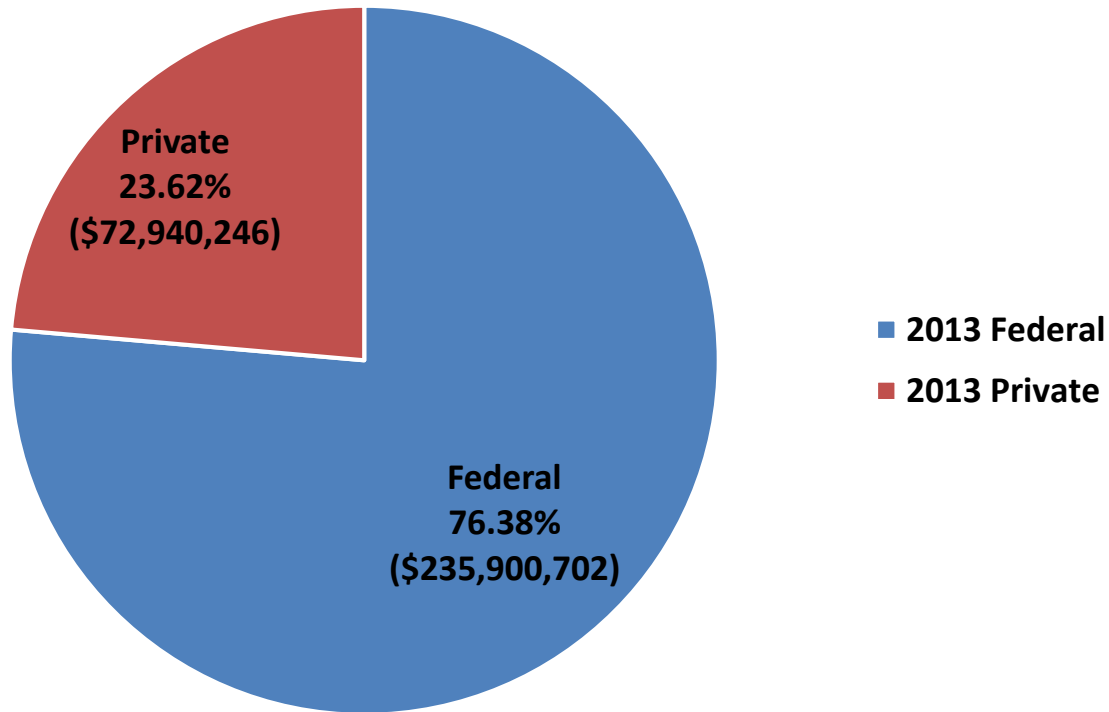
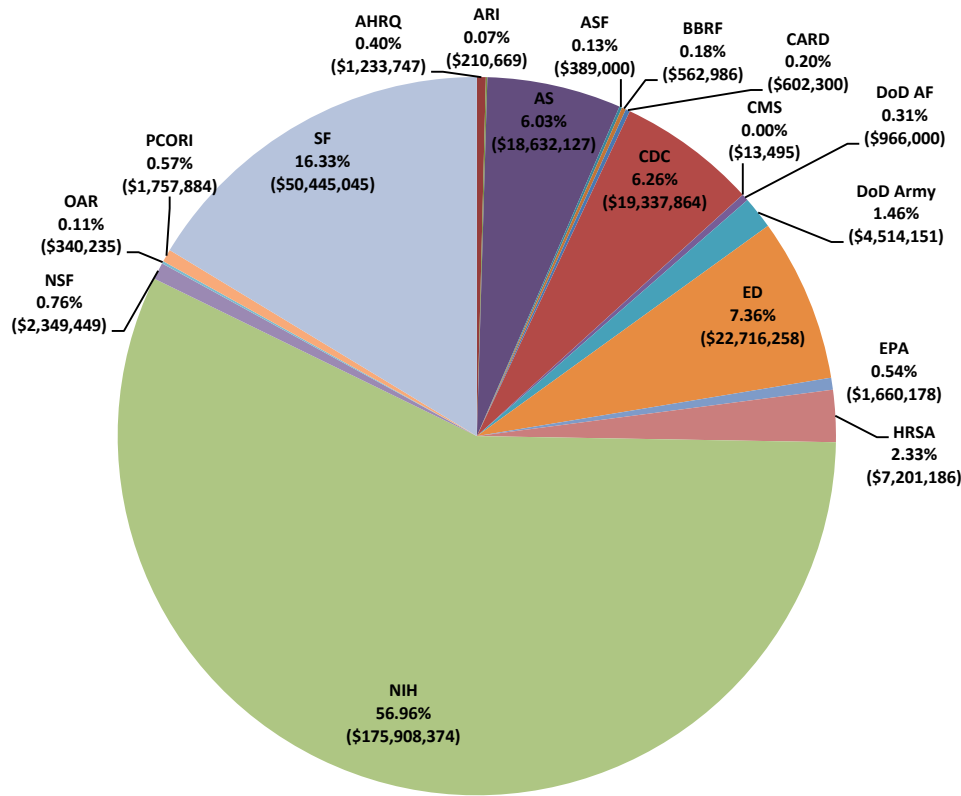


2013 Federal vs. Private Autism Research Funding



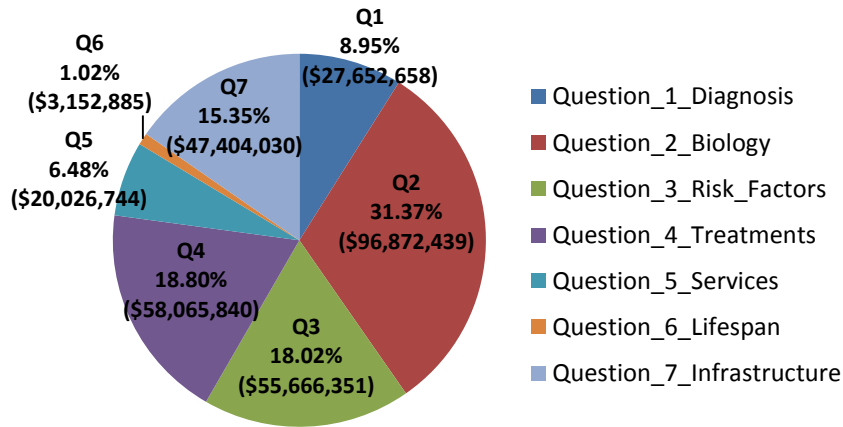
| Source | 2013 Funding | 2013 Project Count | Percentage of 2013 Funding |
|--------------|--------------------------|--------------------|----------------------------|
| Federal | \$ 235,900,702.00 | 688 | 76.38% |
| Private | \$ 72,940,245.58 | 603 | 23.62% |
| TOTAL | \$ 308,840,947.58 | 1291 | 100.00% |

Percentage of 2013 Funding by Agency/Organization

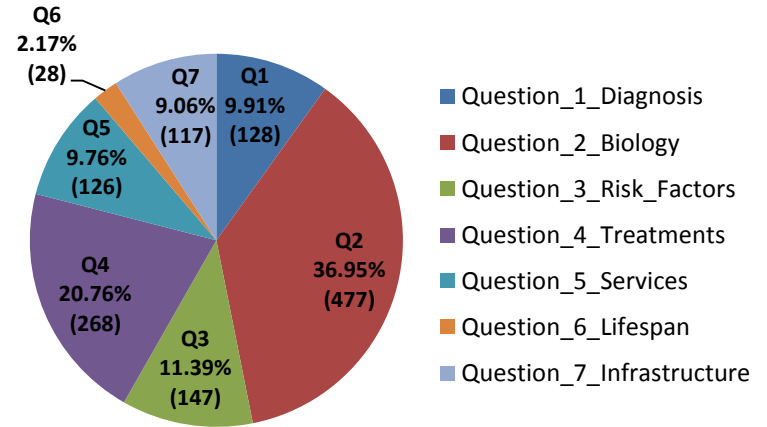


| Federal or Private Funder | 2013 Funding | Percentage of 2013 Funding |
|--|--------------------------|----------------------------|
| Administration for Children and Families (ACF) | \$ - | 0.00% |
| Agency for Healthcare Research and Quality (AHRQ) | \$ 1,233,747.00 | 0.40% |
| Autism Research Institute (ARI) | \$ 210,669.00 | 0.07% |
| Autism Speaks (AS) | \$ 18,632,126.56 | 6.03% |
| Autism Science Foundation (ASF) | \$ 389,000.00 | 0.13% |
| Brain and Behavior Research Foundation (BBRF) | \$ 562,985.95 | 0.18% |
| Center for Autism and Related Disorders (CARD) | \$ 602,300.00 | 0.20% |
| Centers for Disease Control and Prevention (CDC) | \$ 19,337,864.00 | 6.26% |
| Centers for Medicare and Medicaid Services (CMS) | \$ 13,495.00 | 0.00% |
| Department of Defense – Air Force (DoD AF) | \$ 966,000.00 | 0.31% |
| Department of Defense – Army (DoD Army) | \$ 4,514,151.00 | 1.46% |
| Department of Education (ED) | \$ 22,716,258.00 | 7.36% |
| Environmental Protection Agency (EPA) | \$ 1,660,178.00 | 0.54% |
| Health Resources and Services Administration (HRSA) | \$ 7,201,186.00 | 2.33% |
| National Institutes of Health (NIH) | \$ 175,908,374.00 | 56.96% |
| National Science Foundation (NSF) | \$ 2,349,449.00 | 0.76% |
| Organization for Autism Research (OAR) | \$ 340,235.26 | 0.11% |
| Patient-Centered Outcomes Research Institute (PCORI) | \$ 1,757,884.04 | 0.57% |
| Simons Foundation (SF) | \$ 50,445,044.77 | 16.33% |
| TOTAL | \$ 308,840,947.58 | 100.00% |

Percentage of 2013 Funding

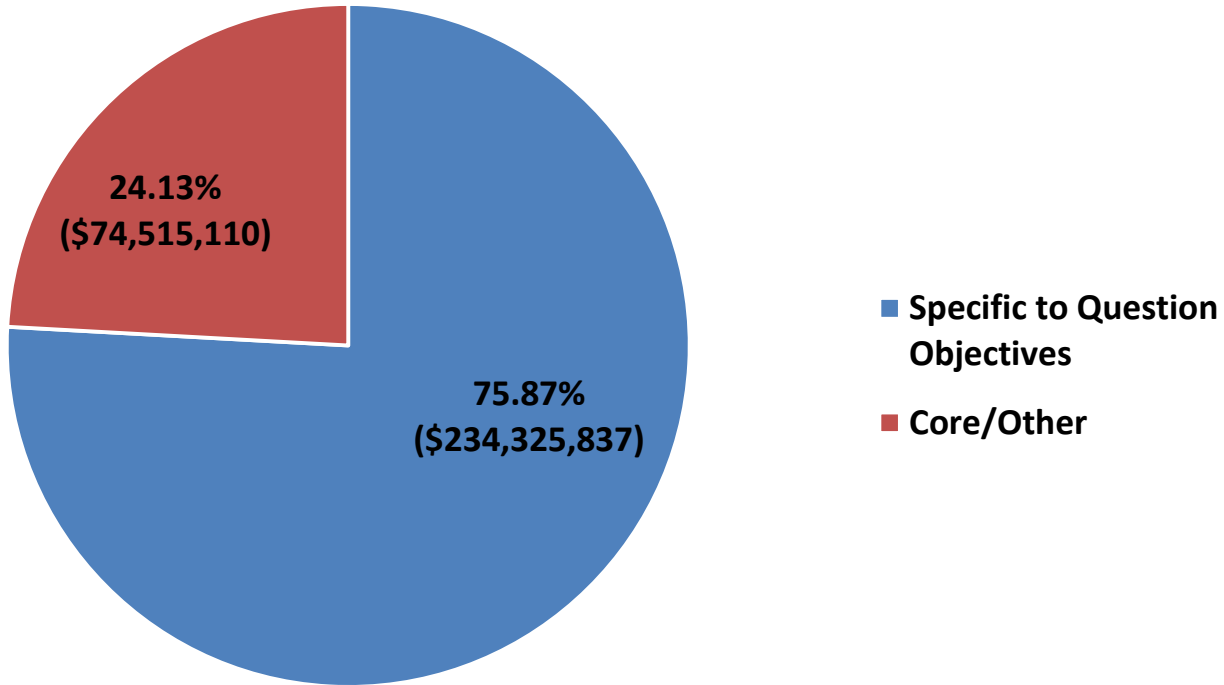


Percentage of 2013 Project Count



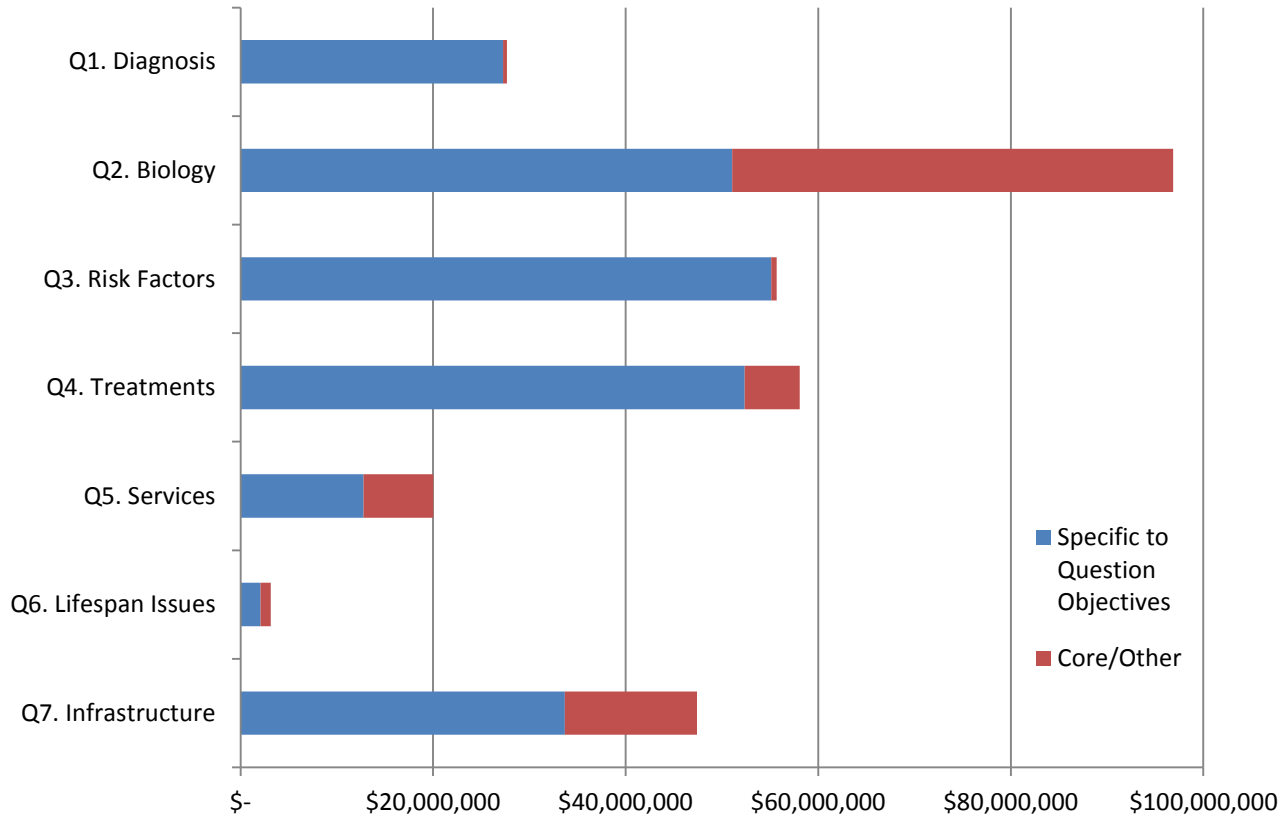
| Strategic Plan Question | 2013 Funding | Percentage of 2013 Funding | 2013 Project Count | Percentage of 2013 Project Count |
|----------------------------|--------------------------|----------------------------|--------------------|----------------------------------|
| Question 1: Diagnosis | \$ 27,652,658.19 | 8.95% | 128 | 9.91% |
| Question 2: Biology | \$ 96,872,439.13 | 31.37% | 477 | 36.95% |
| Question 3: Risk Factors | \$ 55,666,350.95 | 18.02% | 147 | 11.39% |
| Question 4: Treatments | \$ 58,065,840.36 | 18.80% | 268 | 20.76% |
| Question 5: Services | \$ 20,026,744.18 | 6.48% | 126 | 9.76% |
| Question 6: Lifespan | \$ 3,152,885.02 | 1.02% | 28 | 2.17% |
| Question 7: Infrastructure | \$ 47,404,029.75 | 15.35% | 117 | 9.06% |
| TOTAL | \$ 308,840,947.58 | 100.00% | 1291 | 100.00% |

2013 Funding: Alignment with *IACC Strategic Plan Objectives*



| | 2013 Funding | Percentage of 2013 Funding |
|---------------------------------|--------------------------|----------------------------|
| Specific to Question Objectives | \$ 234,325,837.18 | 75.87% |
| Core/Other | \$ 74,515,110.40 | 24.13% |
| TOTAL | \$ 308,840,947.58 | 100.00% |

2013 Funding: Alignment with IACC Strategic Plan Objectives by Question



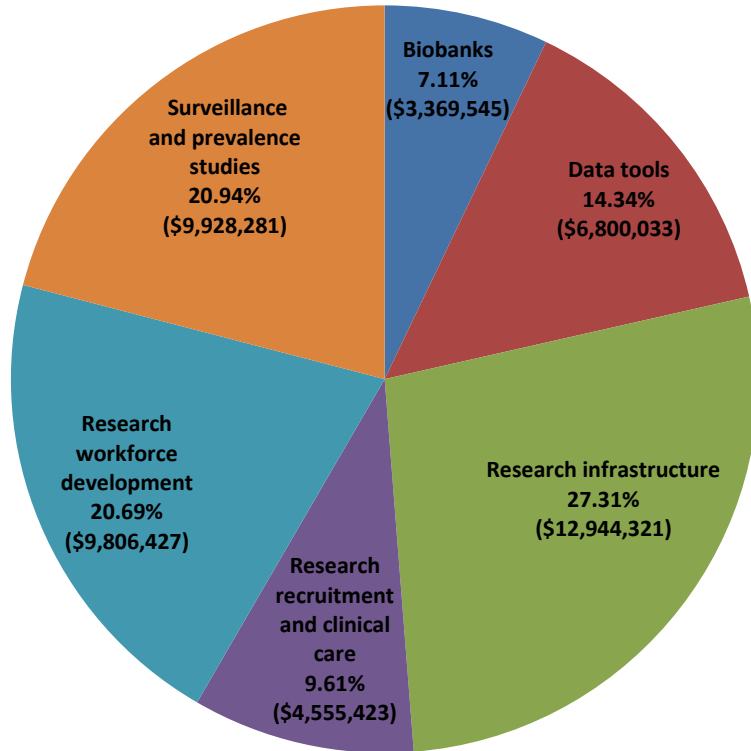
| | Q1. Diagnosis | Q2. Biology | Q3. Risk Factors | Q4. Treatments | Q5. Services | Q6. Lifespan Issues | Q7. Infrastructure |
|---------------------------------|------------------|------------------|---------------------|-------------------|------------------|------------------------|-----------------------|
| Specific to Question Objectives | \$ 27,262,721.19 | \$ 51,072,288.33 | \$ 55,128,524.95 | \$ 52,351,118.36 | \$ 12,776,635.18 | \$ 2,062,646.42 | \$ 33,671,902.75 |
| Core/Other | \$ 389,937.00 | \$ 45,800,150.80 | \$ 537,826.00 | \$ 5,714,722.00 | \$ 7,250,109.00 | \$ 1,090,238.60 | \$ 13,732,127.00 |
| Core/Other (%) | 1.41% | 47.28% | 0.97% | 9.84% | 36.20% | 34.58% | 28.97% |

Question 7: Infrastructure

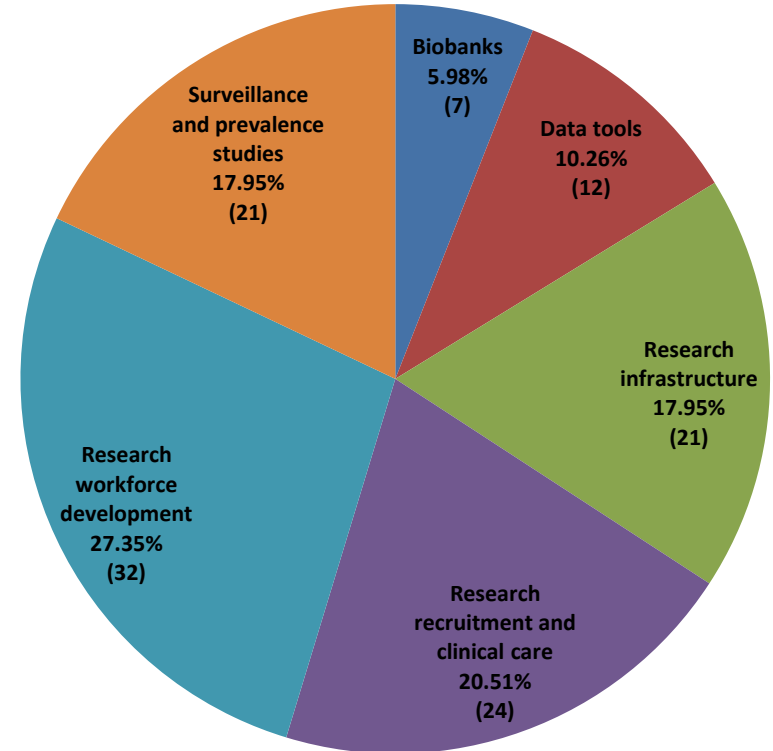
| | 2013 Funding* | 2013 Project Count | Percentage of 2013 Question Funding |
|---|-------------------------|--------------------|-------------------------------------|
| Question_7_Infrastructure | \$ 47,404,029.75 | 117 | 100.00% |
| 7A. Conduct a needs assessment to determine how to merge or link administrative and/or surveillance databases that allow for tracking the involvement of people living with ASD in health care, education, and social services by 2009. IACC Recommended Budget: \$520,000 over 1 year. | \$ - | 0 | 0.00% |
| 7B. Conduct an annual "State of the States" assessment of existing State programs and supports for people and families living with ASD by 2011. IACC Recommended Budget: \$300,000 each year. | \$ 13,495.00 | 1 | 0.03% |
| 7C. Develop and have available to the research community means by which to merge or link databases that allow for tracking the involvement of people in ASD research by 2010. IACC Recommended Budget: \$1,300,000 over 2 years. | \$ 1,177,740.50 | 5 | 2.48% |
| 7D. Establish and maintain an international network of biobanks for the collection of brain tissue, fibroblasts for pluripotent stem cells, and other tissue or biological material, by acquisition sites that use standardized protocols for phenotyping, collection, and regulated distribution of limited samples by 2011. o This includes support for post-processing of tissue, such as genotyping, RNA expression profiling, and MRI. o Protocols should be put into place to expand the capacities of ongoing large-scale children's studies to collect and store additional biomaterials, including newborn bloodspots, promoting detection of biological signatures. o Support should also be provided to develop an international web-based digital brain atlas that would provide high-resolution 3-D images and quantitative anatomical data from tissue of patients with ASD and disease controls across the lifespan, which could serve as an online resource for quantitative morphological studies, by 2014. IACC Recommended Budget: \$82,700,000 over 5 years. | \$ 3,369,545.25 | 7 | 7.11% |
| 7E. Begin development of a web-based toolbox to assist researchers in effectively and responsibly disseminating their finding to the community, including people with ASD, their families, and health practitioners by 2011. IACC Recommended Budget: \$400,000 over 2 years. | \$ - | 0 | 0.00% |
| 7F. Create funding mechanisms that encourage rapid replication studies of novel or critical findings by 2011. No recommended budget assigned by the IACC. | \$ - | 0 | 0.00% |
| 7G. Develop a web-based tool that provides population estimates of ASD prevalence for States based on the most recent prevalence range and average identified by the ADDM Network by 2012. IACC Recommended Budget: \$200,000 over 2 years. (This objective can be considered completed.) | \$ - | 0 | 0.00% |
| 7H. Create mechanisms to specifically support the contribution of data from 90% of newly initiated projects to the National Database for Autism Research (NDAR) and link NDAR with other existing data resources by 2012. IACC Recommended Budget: \$6,800,000 over 2 years. | \$ 1,026,179.00 | 3 | 2.16% |
| 7I. Supplement existing ADDM Network sites to use population-based surveillance data to conduct at least 5 hypothesis-driven analyses evaluating factors that may contribute to changes in ASD prevalence by 2012. IACC Recommended Budget: \$660,000 over 2 years. | \$ 6,551,583.00 | 13 | 13.82% |
| 7J. Develop the personnel and technical infrastructure to assist States, territories, and other countries who request assistance describing and investigating potential changes in the prevalence of ASD and other developmental disabilities by 2013. IACC Recommended Budget: \$1,650,000 over 3 years. | \$ 151,545.00 | 2 | 0.32% |
| 7K. Encourage programs and funding mechanisms that expand the research workforce, enhance interdisciplinary research training, and recruit early-career scientists into the ASD field by 2013. IACC Recommended Budget: \$5,000,000 over 3 years. | \$ 9,560,821.00 | 31 | 20.17% |
| 7L. Expand the number of ADDM sites in order to conduct ASD surveillance in children and adults; conduct complementary direct screening to inform completeness of ongoing surveillance; and expand efforts to include autism subtypes by 2015. IACC Recommended Budget: \$16,200,000 over 5 years. | \$ 3,351,698.00 | 6 | 7.07% |
| 7M. Support 10 "Promising Practices" papers that describe innovative and successful services and supports being implemented in communities that benefit the full spectrum of people with ASD, which can be replicated in other communities, by 2015. IACC Recommended Budget: \$75,000 over 5 years. | \$ - | 0 | 0.00% |
| 7N. Enhance networks of clinical research sites offering clinical care in real-world settings that can collect and coordinate standardized and comprehensive diagnostic, biological (e.g., DNA, plasma, fibroblasts, urine), medical, and treatment history data that would provide a platform for conducting comparative effectiveness research and clinical trials of novel autism treatments by 2012. IACC Recommended Budget: \$1,850,000 over 1 year. | \$ 7,616,296.00 | 23 | 16.07% |
| 7O. Create an information resource for ASD researchers (e.g., PhenX Project) to share information to facilitate data sharing and standardization of methods across projects by 2013. o This includes common protocols, instruments, designs, and other procedural documents and should include updates on new technology and links to information on how to acquire and utilize technology in development. o This can serve as a bidirectional information reference, with autism research driving the development of new resources and technologies, including new model systems, screening tools, and analytic techniques. IACC Recommended Budget: \$2,000,000 over 2 years. | \$ 728,000.00 | 1 | 1.54% |
| 7P. Provide resources to centers or facilities that develop promising vertebrate and invertebrate model systems, and make these models more easily available or expand the utility of current model systems, and support new approaches to develop high-throughput screening technologies to evaluate the validity of model systems by 2013. IACC Recommended Budget: \$1,100,000 over 2 years. | \$ 125,000.00 | 1 | 0.26% |
| 7O. Not specific to Question 7 objectives | \$ 13,732,127.00 | 24 | 28.97% |

*Any objective colored **green** has funding which is greater than or equal to the recommended funding for the year (determined by annualizing the recommended budget associated with that objective); any objective colored **yellow** has active projects, but with funding that totals less than the annualized recommended amount, while any objective colored **red** has no active projects and received no funding in 2013. Objectives whose overarching aim (e.g., the ultimate goal of the research) was achieved in a previous year are colored **pale green**.

Question 7 – Percentage of 2013 Funding by Subcategory



Question 7 – Percentage of 2013 Project Count by Subcategory



| Question 7: Infrastructure | 2013 Funding | Percentage of 2013 Funding | 2013 Project Count | Percentage of 2013 Project Count |
|--|-------------------------|----------------------------|--------------------|----------------------------------|
| Biobanks | \$ 3,369,545.25 | 7.11% | 7 | 5.98% |
| Data tools | \$ 6,800,033.00 | 14.34% | 12 | 10.26% |
| Research infrastructure | \$ 12,944,320.50 | 27.31% | 21 | 17.95% |
| Research recruitment and clinical care | \$ 4,555,423.00 | 9.61% | 24 | 20.51% |
| Research workforce development | \$ 9,806,427.00 | 20.69% | 32 | 27.35% |
| Surveillance and prevalence studies | \$ 9,928,281.00 | 20.94% | 21 | 17.95% |
| TOTAL | \$ 47,404,029.75 | 100.00% | 117 | 100.00% |